


RAPID LOCK TRESTLE BRACKET INSTRUCTIONS




Unlock the Rapid Locks. Insert the trestle bracket with the flange on the outside of the rail.



Engage the Rapid Locks completely into the trestle bracket.




Lock the remaining Rapid Locks in the same manner.



Store the trestle brackets on the ladder with the included tool bungee.

©2015 Little Giant Ladder Systems 81282 v1 7.15

RAPID LOCK TRESTLE BRACKET INSTRUCTIONS




Unlock the Rapid Locks. Insert the trestle bracket with the flange on the outside of the rail.



Engage the Rapid Locks completely into the trestle bracket.




Lock the remaining Rapid Locks in the same manner.




Store the trestle brackets on the ladder with the included tool bungee.

©2015 Little Giant Ladder Systems 81282 v1 7.15

RAPID LOCK TRESTLE BRACKET INSTRUCTIONS




Unlock the Rapid Locks. Insert the trestle bracket with the flange on the outside of the rail.



Engage the Rapid Locks completely into the trestle bracket.




Lock the remaining Rapid Locks in the same manner.



Store the trestle brackets on the ladder with the included tool bungee.

©2015 Little Giant Ladder Systems 81282 v1 7.15

ROCK LOCK TRESTLE BRACKET INSTRUCTIONS




Unlock the Rock Lock. Insert the trestle bracket with the flange on the outside of the rail.



Push to engage the Rock Lock completely into the trestle bracket.




Lock the remaining Rock Locks in the same manner.




Store the trestle brackets on the ladder with the included tool bungee.

ROCK LOCK TRESTLE BRACKET INSTRUCTIONS



Unlock the Rock Lock. Insert the trestle bracket with the flange on the outside of the rail.



Push to engage the Rock Lock completely into the trestle bracket.




Lock the remaining Rock Locks in the same manner.



Store the trestle brackets on the ladder with the included tool bungee.

ROCK LOCK TRESTLE BRACKET INSTRUCTIONS



Unlock the Rock Lock. Insert the trestle bracket with the flange on the outside of the rail.



Push to engage the Rock Lock completely into the trestle bracket.



Lock the remaining Rock Locks in the same manner.



Store the trestle brackets on the ladder with the included tool bungee.